



2024學年9月小學生線上報名申請須知

家長現可使用名為 MyEducation BC 的線上省級學生資訊系統，為蘭裡 (Langley) 的幼兒園新生和小學生進行線上註冊。

注:

請在註冊前，請造訪 [SD35.bc.ca](https://www.sd35.bc.ca) 網站家長頁面, 確認完成註冊所需的資訊及要上傳的文件和您孩子的隸屬學校資訊。請確保您上傳的圖像資料是清晰可辨的。此清單可能與省線上註冊表中的建議略有不同。用於註冊的個人檔案將在註冊成功後，從系統中刪除。

注:

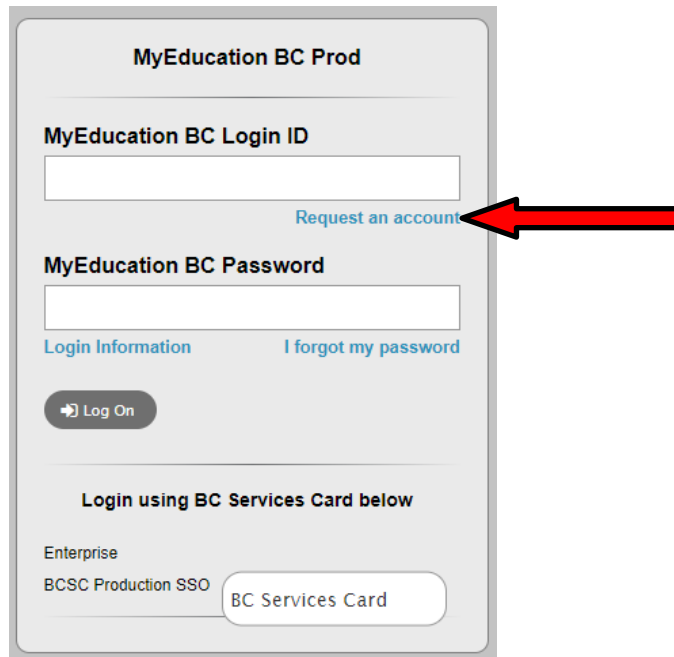
1. 如果您嘗試建立新帳戶，而該帳戶已存在，您將收到一條警示訊息。請聯絡您目前的學區或Langley MyEd 支援人員：<https://www.sd35.bc.ca/students-parents/myedbc-family-portal-help/>
2. 如果您忘記了登錄訊息，請聯繫 Langley MyEd 支援人員：<https://www.sd35.bc.ca/students-parents/myedbc-family-portal-help/>
3. 如果您沒有看到用於開始新註冊的「開始 (initiate) 」按鍵，請聯絡Langley MyEd 支援：<https://www.sd35.bc.ca/students-parents/myedbc-family-portal-help/>將該選項新增至您的帳戶
4. 如果您有疑問，請查看 <https://www.sd35.bc.ca/students-parents/registration-2/registration/>上的常見問題信息，如果您的問題未得到解答，請聯繫學校

如果您已有 MyEducation 帳戶，請跳至步驟 5。

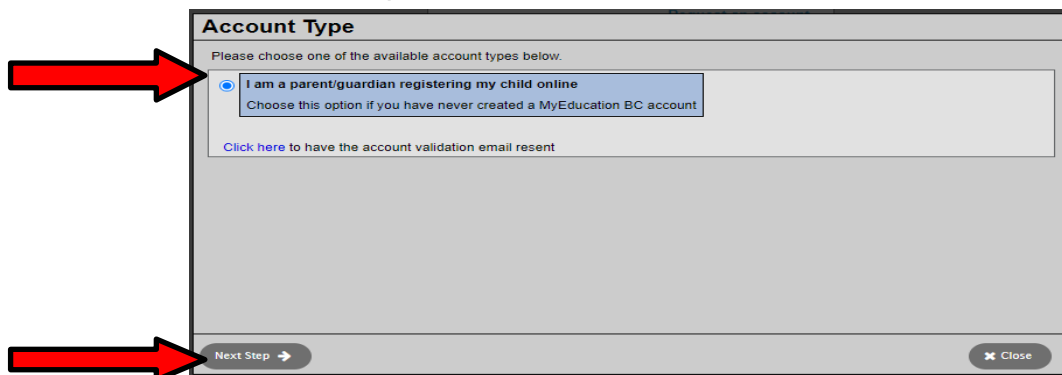
如果您沒有 MyEducation BC 帳戶，請依照步驟 1-4。

如果您沒有 MyEd 帳戶

1. 造訪 <https://myeducation.gov.bc.ca/asp> 透過輸入您個人有效的電子郵件地址申請帳戶。



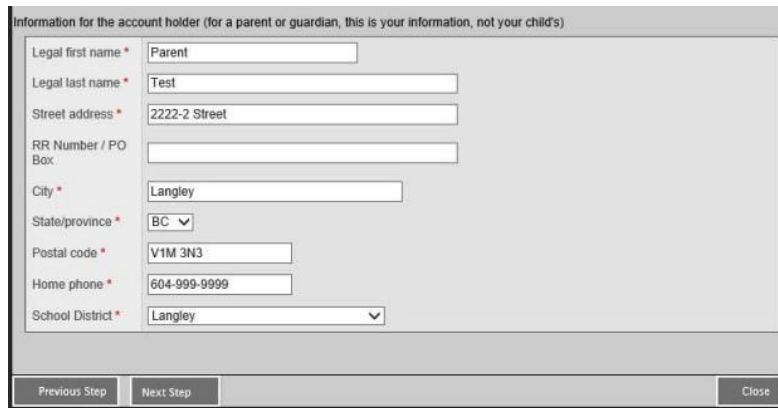
2. 選擇“我是孩子的家長/監護人，將在線註冊孩子資訊”並點擊“下一步”。



如果您嘗試建立的帳戶已存在，系統將告知您帳戶已存在。請聯絡您目前的學區或 Langley MyEd 支援人員：<https://www.sd35.bc.ca/students-parents/myedbc-family-portal-help/>

如果您沒有 MyEd 帳戶

3. 根據表格要求提供家庭人口資料並選擇 蘭裡 (Langley) 為您的學區



Information for the account holder (for a parent or guardian, this is your information, not your child's)

Legal first name *	Parent
Legal last name *	Test
Street address *	2222-2 Street
RR Number / PO Box	
City *	Langley
State/province *	BC
Postal code *	V1M 3N3
Home phone *	604-999-9999
School District *	Langley

Previous Step Next Step Close

4. 使用您的電子郵件地址、密碼和安全問題建立您的帳戶

* 檢查您的電子郵件中是否有帳號驗證電子郵件。如果您在收件匣中未看到驗證郵件，請檢查垃圾郵件/垃圾資料夾

如果您已有 MyEd 帳戶，請繼續此處

4. 登入 <https://myeducation.gov.bc.ca/aspden/logon.do> 右下框將顯示「開始新學生註冊」和「+開始 (initiate)...」點擊開始新申請。任何新增或已提交的申請表都會顯示在該方塊下方，以繼續註冊或查看已提交的註冊進度。註冊完成後，註冊提交狀態將變更為已接受狀態。

如果您沒有看到用於開始新註冊的「開始 (initiate)」按鈕，請聯絡 Langley MyEd 支援：
<https://www.sd35.bc.ca/students-parents/myedbc-family-portal-help/> 將該選項添加到您的帳戶。



BRITISH COLUMBIA MyEducationBC

One Student.
One Record.
All of British Columbia.

System Maintenance & Announcements

Start a New Student Registration

+ Initiate...

Resume working on any New Student Registration that has already been started

Name	Grade	School > Name	Workflow Phase	Actions
			Not submitted	✓ ✗
			Accepted	🗑️

註冊新帳戶

在開始註冊之前，請登錄 <https://www.sd35.bc.ca/students-parents/registration-2/registration/>以了解最新的註冊入學要求。請保證上傳文件的清晰可辨。

6. 註冊過程有幾大板塊資訊需要完成。

a) 請選出正確的入學年份。您將提前為學齡前兒童註冊來年9月（2024-2025學年）幼兒園報名。

If you need to stop and come back later, select **Save & Close**. All your information is automatically saved when you move to a new tab, or select the 'Next' or 'Previous' buttons.

Personal Information Notice

The information required for registration purposes on this form is collected by Districts and Schools in BC under the authority of the School Act, Section 13 and 79, and in accordance with s. 26(c) of the Freedom of Information and Protection of Privacy Act (FOIPPA, BC). The information provided will be used for educational program and administrative purposes, and if required, may be provided to health services, social services or support services as outlined in Section 79(2) of the School Act. The information collected on this form will be protected consistent with s. 30 of FOIPPA, BC. If you have any questions about the information recorded on this form, please contact your District or School Administrator.

Contact information can be found on the [BC K-12 School and District Contact Information page](#)

School Year Selection

To begin a registration application, select a school year below:

2023-2024

2024-2025

6. (續)

b) 學生一欄用於顯示學生的個人資料。如果您已有 MyEducation 帳戶，一些基本人口資訊將自動填寫。

Start Student School Family/Contacts Additional Information Documents Submit

Student Information

Legal Name		Preferred Name	
First *	<input type="text"/>	First *	<input type="text"/>
Middle	<input type="text"/>	Middle	<input type="text"/>
Last *	<input type="text"/>	Last *	<input type="text"/>
Suffix	<input type="text"/>	PEN	
Gender *	<input type="text"/>	BC Personal Health Number	<input type="text"/>

If you wish to voluntarily identify this student as being a person of Indigenous Ancestry, select one:

Birth and Citizenship

Place of birth		Country of citizenship *	<input type="text"/>
Country of birth *	<input type="text"/>	If not born in Canada	
If born in Canada		Arrival in BC	<input type="text"/>
Province of birth	<input type="text"/>	Arrival in Canada	<input type="text"/>

Age and Grade Level

Enter the student's date of birth, which will determine the grade and age on Dec 31 in the school year for which you are registering.

If the calculated grade below does not match the grade you are registering for, please enter the desired grade in the Comment field on the Submit tab at the end of the registration application.

Date of birth (mm/dd/yyyy) *	<input type="text"/>	Age	
Age as of Dec 31			0
Grade level			

6. (續)

c) 學校選項一欄。選擇蘭裡 (Langley) 學區和您的隸屬學校。您的隸屬學校可以在 SD35 網站上找到：<https://www.sd35.bc.ca/schools/school-locator/> 如果清單中缺少某些學校，則表示該校現不接受註冊。

School Selection

All School District Websites provide detailed information around Kindergarten registration details that are unique to their own district processes. The Ministry provides details around Full Day Kindergarten [here](#). Below you will see a list of schools participating in online registration based on the selected school district and the calculated grade level. Please select from this list. If the school desired is **not listed** as a participant to online registration:

- Ensure you have the correct School District selected
- Indicate the desired school in the Comment field on the Submit tab
- Contact the desired school for registration information

Note: If the district you are registering for is not available in the list, please check that district's website for their registration process.

School district:

Required: Select the school appropriate for your address Grade level: KF

Filter this list by school name or city:

Requested School	StreetAddress	City	Phone1	StartGrade	End Grade
<input type="radio"/>				KF	07
<input type="radio"/>				KF	07
<input type="radio"/>				KF	05

All your changes are saved when you click the **Next** or **Previous** buttons. You may click **Save & Close** at any time to save your work and return to complete the registration application later.

6. (續)

d) 家庭/聯絡人頂部選項一欄。如果您已有 MyEducation 帳戶，某些資訊將自動填寫。您可以變更或新增家庭和聯絡人資訊。

Parent/Guardian/Other Contact

Click on your name to complete your own record, then select **Add** to add any additional contacts. You must complete the relationship field for each contact you add. Click on the contact's first name to finish filling out any missing information.

First Name	Last Name	#	Relationship	Phone 1	Phone 1 Type	Phone 2	Phone 2 Type	Email
<input type="checkbox"/>								

Siblings

Click **Add** to add any siblings who are **ALREADY** attending a school in this district.

First Name	Last Name	Sibling Grade	School Name
<input type="checkbox"/>			
<input type="checkbox"/>			
<input type="checkbox"/>			
<input type="checkbox"/>			

All your changes are saved when you click the **Next** or **Previous** buttons. You may click **Save & Close** at any time to save your work and return to complete the registration application later.

6. (續)

e) 附加資訊一欄。此頁面提供醫療或特別學習支援附加信息，以補充您的註冊資訊。

The screenshot shows the 'Additional Information' tab selected in a navigation menu. The main heading is 'School History'. Below it, there is a section titled 'Last School or StrongStart/Program of Attendance'. This section contains several input fields: 'No previous school' (checkbox), 'Date last attended' (calendar icon), 'Reason for leaving' (text input), 'Previous school grade' (dropdown), 'Previous school district' (text input), 'Previous school name' (text input), 'Previous school phone' (text input), 'Previous school address' (text input), 'Previous school city' (text input), 'Previous school province' (text input with search icon), 'Previous school country' (dropdown), and a 'Comment' text area. Below these fields, there is a dropdown menu for 'Has the student ever attended a school in this District?' and a text input field for 'If yes, what is the name of the last school attended in this District?'. The bottom of the screenshot shows the 'Medical Information' section with the heading 'Medical Information' and the text 'Does this student have a medical condition? Click Add and provide a description of the condition.'

6. (續)

f) 文檔一覽。請上傳所有必需的文件以支持您的申請。最新的入學申請文件要求可在 SD35 網站 <https://www.sd35.bc.ca/students-parents/registration-2/registration/> 上找到。請盡可能上傳所有信息，缺少文件信息可能會延長註冊過程。

The screenshot shows the 'Documents' tab selected in a navigation menu. The main heading is 'Documentation'. Below it, there is a section titled 'Required Documentation for Students New to the District'. This section contains a list of required documentation to complete school registration, including 'Upload documents with your registration application or Provide documentation directly to the school upon acceptance of your registration application'. It also lists 'Proof of school age and status in Canada' and provides examples of acceptable documents like 'BC Services Card with Photo, Birth Certificate, Valid Passport, Immigration Documents, Permanent Residence Card for both you and your child' and 'Proof of ordinary residence'. A note states 'Further documentation may be requested'. Below the text, there is a table with columns 'Name', 'Filename', and 'Document'. The table currently shows 'No matching records'. There are 'Upload' and 'Delete' buttons below the table. At the bottom, there is a message: 'All your changes are saved when you click the Next or Previous buttons. You may click Save & Close at any time to save your work and return to complete the registration application later.' and a set of navigation buttons: 'Previous', 'Save & Close', 'Next', and 'Cancel'.

6. (續)

g) 提交頂部選項一欄。最後一頁允許您在提交之前輸入任何評論以補充註冊資訊。您可以儲存並稍後返回申請，然而一旦提交，整個資訊文件都會在學校的資料夾中，您無法另行更改。如果學校需要任何其他額外資訊，他們將透過您提供的電話或電子郵件與您聯繫。

Start Student School Family/Contacts Additional Information Documents **Submit**

Done!

Congratulations! You have reached the end of the Registration application.

Comment : Enter any final notes or comments for the registrar (optional)

You may click **Save and Close** at any time to save your work and return to complete the registration application later.
Before submitting your registration application, please review the information you have entered by clicking on each tab.

Note: Once you click the **Submit** button you will not be able to edit this Registration application.

← Previous Save & Close Next → Submit × Cancel

2024年9月小學生線上報名入學

各校將處理線上新生註冊。如果您有任何疑問，請直接聯絡學校，並留意學校的電話。學校行政助理可能需要在完成註冊之前與您聯繫以核實資訊。

⇒ 查看 SD35 網站 <https://www.sd35.bc.ca/students-parents/> 以了解更多信息

⇒ 需要 MyEd 幫助的家長可在線上填寫問題表格：<https://www.sd35.bc.ca/students-parents/myedbc-family-portal-help/>

⇒ MyEd 網站將自動更新系統註冊狀態

⇒ 確認您孩子的學校資訊後，您將收到一封電子郵件